



Expo 2025 Osaka, Kansai, Japan

“TEAM EXPO Pavilion”

Application_Requirements_For_ Overseas_Participants

October 29, 2024

Contents

◆ [Overview](#)

[1.Themes and concepts](#)

[2.Expo Site overview](#)

◆ [“TEAM EXPO Pavilion”](#)

[1.Implementation outline](#)

[2.Presentation at the stage & exhibition \(Co-Creation Challenges\)](#)

[\(1\)Content](#)

[\(2\)Support provided](#)

[\(3\)Applying](#)

[3.Stage use \(Co-Creation Challenges\)](#)

[\(1\)Content](#)

[\(2\)Support provided](#)

[\(3\)Applying](#)

[4.Booth Exhibition only \(Co-Creation Challenges\)](#)

[\(1\)Content](#)

[\(2\)Support provided](#)

[\(3\)Applying](#)

[5.Presentation at the stage & exhibition \(Co-Creation Partners\)](#)

[\(1\)Content](#)

[\(2\)Support provided](#)

[\(3\)Applying](#)

◆ [Helpful information about exhibitions and presentations](#)

[1.Compliance](#)

[2.Rules, Privacy Policy, and Confidentiality Declaration](#)

[3.Guidelines](#)

[4.Decoration Rules](#)

[5.Decoration and Equipment](#)

[6.Carrying in and out](#)

[7.Expo Site standards](#)

[8.Inquiries and contact](#)

Overview

1. Themes and concepts

An area configured as a space that brings together questions and proposals for the future with the participation of a diverse range of entities including small and medium enterprises, start-ups, and educational institutions under the concept of “an area where visitors can experience ‘Future Lifestyles (food, culture, and healthcare)’ and ‘Actions for the Future’”.

Theme

Designing **Future Society**
for Our Lives

Subthemes



Concept

- People's Living Lab -

A laboratory for a future society

- 1** A space where 8 billion people from around the world will not only view exhibits but will co-create our future society.
- 2** Even before the Expo begins, an online platform for sharing challenges and solutions from around the world will be launched.
- 3** A place where the world's knowledge such as cutting-edge technology will be brought together, used to create new ideas, and shared, all to help resolve global issues facing mankind.

“TEAM EXPO Pavilion”

Purpose	Communicate initiatives under the “TEAM EXPO 2025” programme and accomplish “Actions for the Future” through dialogue between Expo Site Participants and visitors.			
Requirements for participation	Co-Creation Challenges			Co-Creation Partners
Participation menu	Presentation at the stage & exhibition	Stage use	Exhibition only	Presentation at the stage & exhibition
Exhibition area	[Exhibition] 1 booth [Stage] Approx. 70m ²	[Stage] Approx. 70m ²	[Exhibition] Approx. 10m ²	[Exhibition] 1 booth [Stage] Approx. 70m ²
Exhibition duration	[Exhibition] 1 day [Stage] 0.5 hours	1.5 hours -	1/3/7 days	[Exhibition] 1 day [Stage] 2 hours <small>Invite 3 teams for 1.5 hours + private quota 0.5 hours</small>
Amount	¥220,000 -	¥330,000 -	¥220,000 -	¥880,000 -

2. Expo Site overview

- Location where Future Life Experience & “TEAM EXPO Pavilion” are set up
In the Future Life Village in the north-west of the Expo Site

External visualization



* Currently under design and subject to change.



Japan Association for the 2025 World Exposition

1. “TEAM EXPO Pavilion”

(Call for overseas applications)

Implementation outline

1. Implementation outline

■ “Actions for the Future” (“TEAM EXPO Pavilion”)

“TEAM EXPO Pavilion” is a forum for a large number of people including “TEAM EXPO 2025” programme Participants and visitors to the Expo Site to engage in “dialogue” with the aim of producing new “co-creations” to help realize the Future Society.

Instead of Participants simply presenting and reporting on their achievements, our goal is for it to be a place where a participatory Expo is put into practice to co-create the Future Society through “dialogue” with other Participants and visitors.

An Expo That Connects — A place where a participatory Expo is put into practice —

■ “TEAM EXPO Pavilion” Expo Site call for applications

We invite applications for Expo Site participations aligned to the themes of our Theme Weeks (<https://www.expo2025.or.jp/en/sponsorship/theme-weeks/>) with a view to delivering “An Expo That Connects”.

We invite applications from Co-Creation Challenge and Co-Creation Partner to submit proposals on the concept of “Actions for the Future” (the themes will change daily).

- **Make a place where “dialogue” between exhibitors and visitors comes about to “co-create” the Future Society**
- **Deliver a number of participations with daily changes of exhibitions and stages**
- **Connect into continuous activity through initiatives that take place from before the start of the Expo**
- **Generate visitor participation and proposals for the future**

Co-Creation Challenges

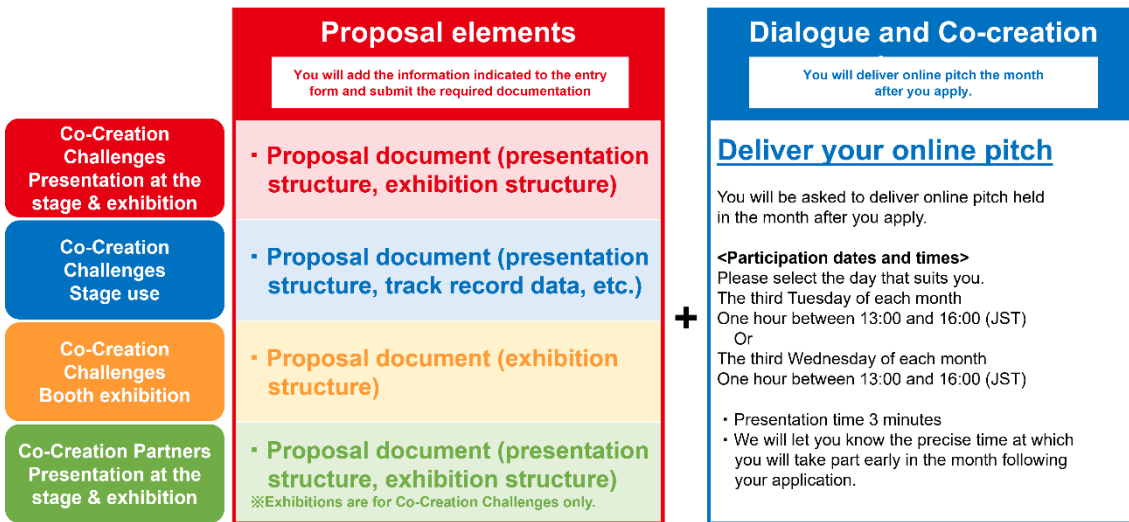
	Presentation at the stage & exhibition	Stage use	Exhibition only
Duration	[Stage] 30 minutes [Exhibition] 1 booth	1.5 hours -	2 to 6 booths 1 day/3 days/7 days
Cost	¥220,000	¥330,000/slot	¥110,000 x booths x days

Co-Creation Partners

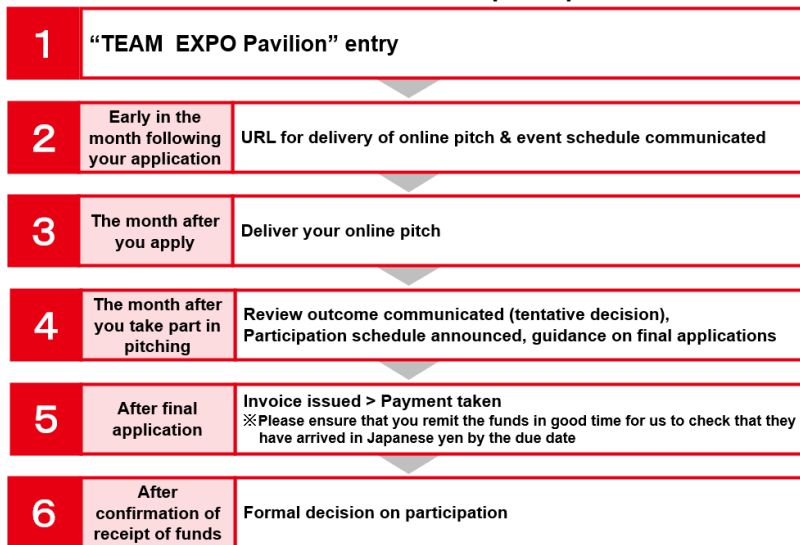
Duration	2-hour presentation at the stage + 1-day exhibition Including) Invite 3 teams for 1.5 hours + private quota 0.5 hours
Cost	¥880,000 -

■ About the process leading up to your “TEAM EXPO Pavilion” Expo Site participation

To participate in “TEAM EXPO Pavilion”, you must submit a proposal and take part in certain specified events.



The process leading up to decisions on “TEAM EXPO Pavilion” participation



Examples of stages in an application



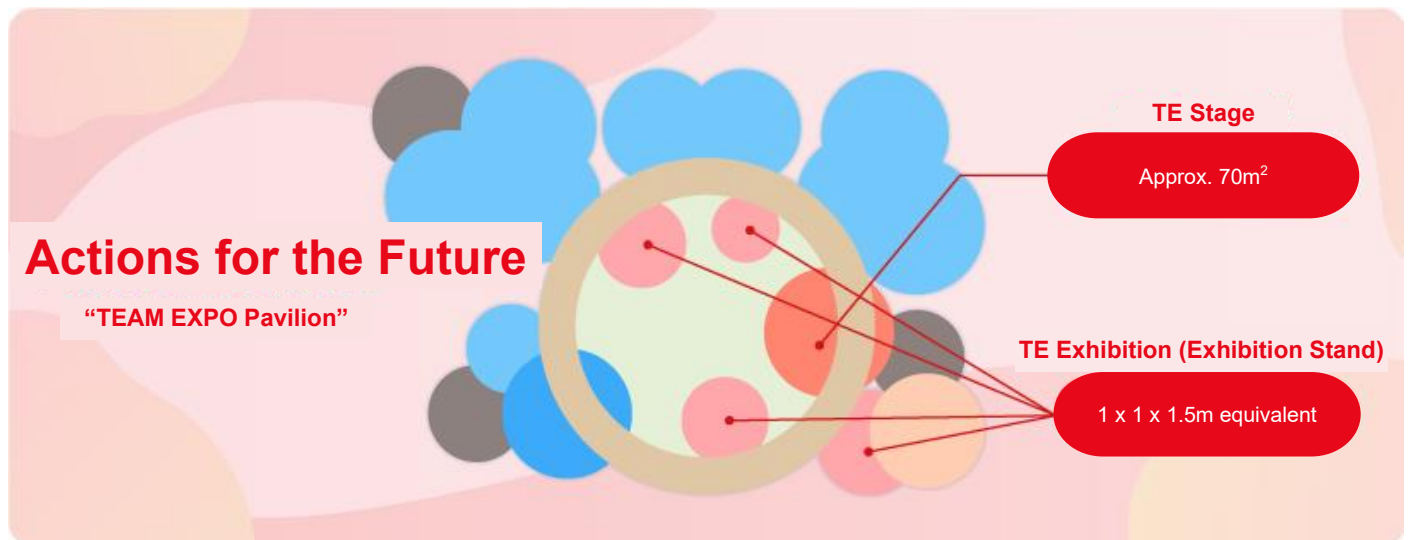


2. Presentation at the stage & exhibition (Co-Creation Challenges) “TEAM EXPO Pavilion”

(1) Content

You will stage a one-day booth exhibition during the Expo and give a 30-minute presentation (including change-over time) at a stage in the “TEAM EXPO Pavilion” (“TE stage”).

The themes of the exhibitions and presentations will change daily, and by bringing together large numbers of Participants, we will connect from “dialogue” into new “co-creation”.



Presentation at the stage & exhibition (16 slots/day)

Booth exhibition: 1 day (carry in and out on the day)

- * We expect the exhibition booths to be around 1.0 x 1.0 x 1.5m
- * As a rule, a docent must be stationed at the booth at all times. Exhibition outside of the display stand is not allowed.



Presentation at the stage: 30 minutes (including change-over)



- * Stages are approx. 70m² with integrated audience seating
- * These images are intended to provide a sense of what the stages and exhibitions will be like when set up, which may differ significantly from the way they are presented here.
- * An MC will be arranged by the Association to manage the proceedings
- * The schedule is subject to change.

(2) Support provided

- We will publish information about the presentations at the TE stage in the virtual content provided by the Association (including contractors).
 - * The publication method will be considered at a later date.
- The Association (including contractors) will conduct the planning, operation, and promotion of this area as a whole.
 - * Including an MC for the TE Stage.
- The Association (including contractors) will prepare the basic interior design, decoration, equipment, and so forth.
 - * We are unable to accommodate individual requests.
- Separate rules are provided regarding exhibits.

Please prepare according to the Participant Manual, which we will be distributing at a later date.

(3) Applying

- Call for applications period (call for overseas applications)

From Wednesday, June 19, 2024 to Sunday, December 15, 2024
- Open to
 - * Applications for Expo Site participation in the form of “Presentation at the stage & exhibition” are limited to once per Co-Creation Challenge. Multiple applications cannot be accepted.(You are permitted to apply in parallel with another participation menu, but this would mean participating on different days).
 - * When you apply to participate, you are required to register for the “TEAM EXPO 2025” Programme / Co-Creation Challenges.

Information on how to register can be found at the following URL.

<https://team-en.expo2025.or.jp/en/apply>
 - * Co-Creation Challenges cannot be accepted until you have submitted your application. When requesting a Co-Creation Challenge, please ensure that you have completed your application to register it first.
- Costs required for participation

Participation fee: ¥220,000/slot (including tax)

 - * The participation fee includes Participant IDs (for up to 10 ID).

(A Participant ID does not give you entry to other Pavilions).
 - * Payment is accepted in yen only, and currency exchange costs are to be paid by the Participant.
 - * The Participation fee does not include the cost of travel, accommodation, and so forth.

- * Participants are asked to cover costs connected to transportation, carry in and carry out, exhibition, live demonstration, and removal of exhibits, and other activities by Participants on their own account.

■ Application procedure

To apply, please first fill out the necessary particulars in the form below.

[Co-Creation Challenges: Presentation at the stage & Booth exhibition Entry form](#)

Call for applications process

- ① Complete the form. Upload your proposal. Apply.
- ② Deliver your online pitch.
- ③ You will be informed of the outcome of our review in or after the month following that in which you take part in online pitching.

- * Please configure your domain settings so that you can receive messages from “@ddcontact.jp”.

■ Documents that you are required to submit

● Presentation materials

Please download the basic proposal form and guidance “[Here](#)”. You will then create and submit your proposal in ppt or pptx format based on the form.

<Rules on preparing presentation materials>

- File names: Make sure that you include the name of the Co-Creation Challenge.
- File formats: ppt or pptx format only
- Please review our Privacy Policy (<https://www.expo2025.or.jp/privacy/>) to ensure that your materials do not contain information unnecessary to your presentation.
- Please make sure that your files are encrypted when you upload them. When encrypting your files, please do so by the method of setting a password so that the person who receives your encrypted files can decrypt and view them without decryption software by entering the password. For further information, please check the instructions for your encryption software.

■ Decision and announcement of hosting slots

- ① Submit your proposal
- ② Deliver your online pitch

You will be asked to deliver online pitch held in the month after you apply.

<Participation dates and times>

Please select the day that suits you on the form.

The third Tuesday of each month One hour between 13:00 and 16:00 (JST)

Or

The third Wednesday of each month One hour between 13:00 and 16:00 (JST)

- Presentation time 3 minutes
 - We will let you know the precise time at which you will take part early in the month following your application.
- ③ Notification of the outcome of the review

- We will inform you of the outcome of our review and provide you with a tentative decision in the month after you take part in online pitching.
- Co-Creation Challenges cannot be exhibited or presented at the Expo Site unless they have been through the review.
 - * Final review is scheduled for around November 2024.

④ Final application

- Once you have been through the review, we will guide you as to how to submit the form for your final application.
- When you have made your final application, the Association will send you an invoice. Please pay the participation fee into the nominated bank account by the due date. Your final application will be complete when we have confirmed receipt of your payment.

■ Immigration procedures for this exhibition

- Participants will conduct the immigration procedures for entry into Japan at their own risk, and the Organizer will have no liability for any procedures or costs concerned with immigration. The Organizer will not return any participation fees if you terminate this Participation Contract because you are unable to attend the Expo Site for whatsoever reason.

■ Voiding and cancellation of an application

- We will void applications for which there is no response to communications and requests from the Association (including the Secretariat) in a set period of time.
- Please contact the Secretariat by e-mail (expo25_fle_tep_w@ddcontact.jp) if your application is cancelled. We will confirmed your identity as the applicant before dealing with the cancellation.




3. Stage use (Co-Creation Challenges) “TEAM EXPO Pavilion”

(1) Content

You will give a 1.5-hour presentation at a stage in the “TEAM EXPO Pavilion” (“TE stage”) (including change-over time) during the Expo.

You will connect into new “Co-creations” by sharing your own initiative through joint use of the stage, where you will put on dance, special attractions, and manufacturing environments open to public viewing as well as numerous Co-Creation Challenges.



Stage use (1 slot)

Stage use 1.5 hours (including change-over)

* Stages are approx. 70m² with integrated audience seating

* The maximum number of consecutive slots available is 4

<Available equipment>

We expect to provide: A background LED monitor, PC, microphone, and power supply



- * These images are intended to provide a sense of what the stages and exhibitions will be like when set up, which may differ significantly from the way they are presented here.
- * An MC will be arranged by the Association to manage the proceedings
- * The schedule is subject to change.

(2) Support provided

- We will publish information about the presentations at the TE stage in the virtual content provided by the Association (including contractors).
 - * The publication method will be considered at a later date
- The Association (including contractors) will conduct the planning, operation, and promotion of this area as a whole.
 - * Including an MC for the TE Stage.
- The Association (including contractors) will prepare the basic interior design, decoration, equipment, and so forth.
 - * We are unable to accommodate individual requests.

(3) Applying

- Call for applications period (call for overseas applications)
From Wednesday, June 19, 2024 to Sunday, December 15, 2024
- Open to
Organizations that have registered a Co-Creation Challenge
 - * Applications for Expo Site participation in the form of “Stage use” are limited to one day and a maximum of four slots per Co-Creation Challenge.
 - * When you apply to participate, you are required to register for the “TEAM EXPO 2025” Programme / Co-Creation Challenges.Information on how to register can be found at the following URL.
<https://team-en.expo2025.or.jp/en/apply>
 - * Co-Creation Challenges cannot be accepted until you have submitted your application. When requesting a Co-Creation Challenge, please ensure that you have completed your application to register it first.
- Costs required for participation
Participation fee:¥330,000/slot (including tax)
 - * You can apply for up to four consecutive slots.
 - * Available to purchase once per challenge.
 - * The participation fee includes Participant IDs (for up to 10ID).
(A Participant ID does not give you entry to other Pavilions).
 - * Payment is accepted in yen only, and currency exchange costs are to be paid by the Participant.
 - * The Participation fee does not include the cost of travel, accommodation, and so forth.

- * Participants are asked to cover costs connected to transportation, carry in and carry out, exhibition, live demonstration, and removal of exhibits, and other activities by Participants on their own account.

■ Application procedure

To apply, please first fill out the necessary particulars in the form below.

[Co-Creation Challenges: Stage use Entry form](#)

Call for applications process

- ① Complete the form. Upload your proposal. Apply.
- ② Deliver your online pitch.
- ③ You will be informed of the outcome of our review in or after the month following that in which you take part in online pitching.

* Please configure your domain settings so that you can receive messages from “@ddcontact.jp”.

■ Documents that you are required to submit

● Presentation materials

Please download the basic proposal form and guidance “[Here](#)”. You will then create and submit your proposal in ppt or pptx format based on the form.

<Rules on preparing presentation materials>

- File names: Make sure that you include the name of the Co-Creation Challenge.
- File formats: ppt or pptx format only
- Please review our Privacy Policy (<https://www.expo2025.or.jp/privacy/>) to ensure that your materials do not contain information unnecessary to your presentation.
- Please make sure that your files are encrypted when you upload them. When encrypting your files, please do so by the method of setting a password so that the person who receives your encrypted files can decrypt and view them without decryption software by entering the password. For further information, please check the instructions for your encryption software.

■ Decision and announcement of hosting slots

- ① Submit your proposal
- ② Deliver your online pitch

You will be asked to deliver online pitch held in the month after you apply.

<Participation dates and times>

Please select the day that suits you on the form.

The third Tuesday of each month One hour between 13:00 and 16:00 (JST)

Or

The third Wednesday of each month One hour between 13:00 and 16:00 (JST)

- Presentation time 3 minutes
 - We will let you know the precise time at which you will take part early in the month following your application.
- ③ Notification of the outcome of the review

- We will inform you of the outcome of our review and provide you with a tentative decision in the month after you take part in online pitching.
- Co-Creation Challenges cannot be exhibited or presented at the Expo Site unless they have been through the review.
 - * Final review is scheduled for around November 2024.

④ Final application

- Once you have been through the review, we will guide you as to how to submit the form for your final application.
- When you have made your final application, the Association will send you an invoice. Please pay the participation fee into the nominated bank account by the due date. Your final application will be complete when we have confirmed receipt of your payment.

■ Immigration procedures for this exhibition

- Participants will conduct the immigration procedures for entry into Japan at their own risk, and the Organizer will have no liability for any procedures or costs concerned with immigration. The Organizer will not return any participation fees if you terminate this Participation Contract because you are unable to attend the Expo Site for whatsoever reason.

■ Voiding and cancellation of an application

- We will void applications for which there is no response to communications and requests from the Association (including the Secretariat) in a set period of time.
- Please contact the Secretariat by e-mail (expo25_fle_tep_w@ddcontact.jp) if your application is cancelled. We will confirmed your identity as the applicant before dealing with the cancellation.

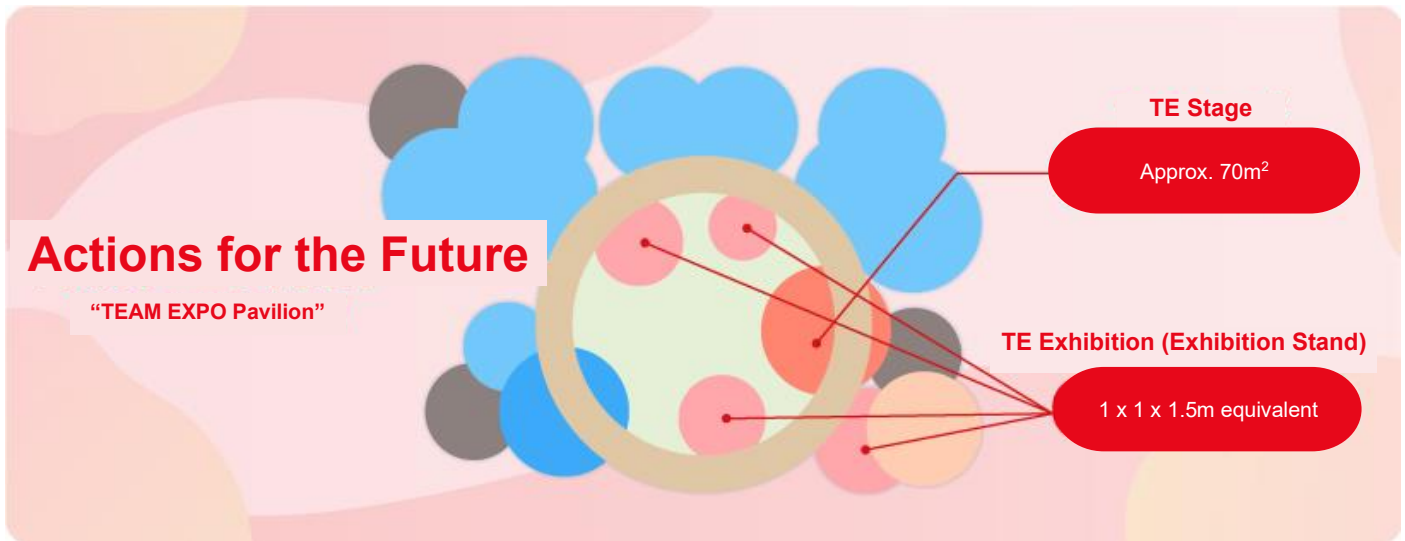


4.Booth Exhibition only (Co-Creation Challenges) “TEAM EXPO Pavilion”

(1) Content

You will put on a booth exhibition in the “TEAM EXPO Pavilion” during the Expo.

The themes of the exhibitions will change daily, bringing together large numbers of Participants to connect from “dialogue” into new “co-creations”.



Booth exhibition (¥110,000 x booths x days)

* Number of booths : 2 to 6 booths

Number of exhibition days : 1 day/3 days/7 days

* We expect the exhibition booths to be around 1.0 x 1.0 x 1.5m

* As a rule, a docent must be stationed at the booth at all times.



* These images are intended to provide a sense of what the stages and exhibitions will be like when set up, which may differ significantly from the way they are presented here.

* An MC will be arranged by the Association to manage the proceedings

* The schedule is subject to change.

<Themes for which applications are invited>

We will be setting themes that change daily based on the theme areas under the Theme Weeks below.

- * As a general rule, we will set theme areas that are relevant to a particular Theme Week and the surrounding agenda. Please be aware that although, as a general rule, we will set theme areas that are relevant to a particular Theme Week and the surrounding agenda, you may be asked to present or exhibit outside the period set for your theme if there is a large number of applicants.
- Co-Creating Cultures for the Future:
Traditional performing arts, historical heritage, local community revitalisation, tourism, culture and art, ethnic minority groups, Cool Japan, manga and anime, e-sports, etc.
- The Future of Community and Mobility:
Smart cities, digital garden cities, disaster prevention and reconstruction, metaverse, space, robots, EV & FCV, self-driving, flying cars, cyber security, MaaS, etc.
- Necessities of Life: Food, Clothing and Shelter:
Food loss, food tech, food education, food culture, smart agriculture and forestry and fisheries industry, etc.
- Health and Well-being:
Measures against infectious diseases, well-being, genomic medicine, regenerative medicine, cell therapy, PHR, healthy life expectancy, SBNR, safe water and toilets, etc.
- Learning and Playing:
Lifelong learning, ETEC, intellectual property utilisation, remote education, youth independence, etc.
- Peace, Human Security and Dignity:
Hunger, poverty, inequality, human rights violations, child labor and forced labor, human trafficking, diversity and inclusion, LGBTQ, participation of persons with disabilities, migration, gender equality, etc.
- The Future of the Earth and Biodiversity:
Climate change, biodiversity, circular economy, renewable energy technology, Nature Positive, deforestation, marine pollution, woodland regeneration, etc.
- SDGs + Beyond, Future Society for Life:
SDGs, post -SDGs, life, future society, Society 5.0, etc.

APRIL 2025														MAY 2025																															
13	14	15	16	17	18	19	20	21	22	23	24	25	26	27	28	29	30	1	2	3	4	5	6	7	8	9	10	11	12	13	14	15	16	17	18	19	20	21	22	23	24	25	26	27	28
S	M	T	W	T	F	S	S	M	T	W	T	F	S	S	M	T	W	T	F	S	S	M	T	W	T	F	S	S	M	T	W	T	F	S	S	M	T	W	T	F	S	S	M	T	W
Co-creating Cultures for the Future														The Future of Community and Mobility																															

			JUNE 2025																												JULY 2025														
29	30	31	1	2	3	4	5	6	7	8	9	10	11	12	13	14	15	16	17	18	19	20	21	22	23	24	25	26	27	28	29	30	1	2	3	4	5	6	7	8	9	10	11	12	13
T	F	S	S	M	T	W	T	F	S	S	M	T	W	T	F	S	S	M	T	W	T	F	S	S	M	T	W	T	F	S	S	M	T	W	T	F	S	S	M	T	W	T	F	S	S
							Necessities of Life : Food, Clothing and Shelter												Health and Well-being																										

																															AUGUST 2025																											
14	15	16	17	18	19	20	21	22	23	24	25	26	27	28	29	30	31	1	2	3	4	5	6	7	8	9	10	11	12	13	14	15	16	17	18	19	20	21	22	23	24	25	26	27	28													
M	T	W	T	F	S	S	M	T	W	T	F	S	S	M	T	W	T	F	S	S	M	T	W	T	F	S	S	M	T	W	T	F	S	S	M	T	W	T	F	S	S	M	T	W	T													
Learning and Playing															Peace, Human Security and Dignity																																											

			SEPTEMBER 2025																															OCTOBER 2025												
29	30	31	1	2	3	4	5	6	7	8	9	10	11	12	13	14	15	16	17	18	19	20	21	22	23	24	25	26	27	28	29	30	1	2	3	4	5	6	7	8	9	10	11	12	13	
F	S	S	M	T	W	T	F	S	S	M	T	W	T	F	S	S	M	T	W	T	F	S	S	M	T	W	T	F	S	S	M	T	W	T	F	S	S	M	T	W	T	F	S	S	M	
																		The Future of Earth and Biodiversity													SDGs+Beyond Future Society for Life															

(2) Support provided

- We will publish information about the material that you present at the booth in the virtual content provided by the Association(including contractors).
 - * The publication method will be considered at a later date.
- The Association (including contractors) will conduct the planning, operation, and promotion of this area as a whole.
 - * Including an MC for the TE Stage.
- The Association (including contractors) will prepare the basic interior design, decoration, equipment, and so forth.
 - * We are unable to accommodate individual requests.
- Separate rules are provided regarding exhibits.

Please prepare according to the Participant Manual, which we will be distributing at a later date.

(3) Applying

- Call for applications period (call for overseas applications)

From Wednesday, June 19, 2024 to Sunday, December 15, 2024
- Open to
 - * Applications for Expo Site participation in the form of “Booth exhibition” are limited to once per Co-Creation Challenge. Multiple applications cannot be accepted. (You are permitted to apply in parallel with another participation menu, but this would mean participating on different days).
 - * When you apply to participate, you are required to register for the “TEAM EXPO 2025” Programme / Co-Creation Challenges.

Information on how to register can be found at the following URL.
<https://team-en.expo2025.or.jp/en/apply>
 - * Co-Creation Challenges cannot be accepted until you have submitted your application. When requesting a Co-Creation Challenge, please ensure that you have completed your application to register it first.

■ Costs required for participation

Participation fee: ¥110,000 x booths x days (including tax)

- * Booths can be purchased in units of 2 to 6, with a choice of three durations: 1 day, 3 days, and 7 days.

	1 day	3 days	7 days
2booths(Semi-reserved) Approx. 10 m ²	¥220,000	¥660,000	¥1,540,000
3booths(Semi-reserved) Approx. 15 m ²	¥330,000	¥990,000	¥2,310,000
4booths(Reserved) Approx. 20 m ²	¥440,000	¥1,320,000	¥3,080,000
6booths(Reserved) Approx. 30 m ²	¥660,000	¥1,980,000	¥4,620,000

- * The participation fee includes Participant IDs (Maximum number of booths x 5ID).
(A Participant ID does not give you entry to other Pavilions).
- * Payment is accepted in yen only, and currency exchange costs are to be paid by the Participant.
- * The Participation fee does not include the cost of travel, accommodation, and so forth.
- * Participants are asked to cover costs connected to transportation, carry in and carry out, exhibition, live demonstration, and removal of exhibits, and other activities by Participants on their own account.

■ Application procedure

To apply, please first fill out the necessary particulars in the form below.

[Co-Creation Challenges: Booth Exhibition only Entry form](#)

Call for applications process

- ① Complete the form. Upload your proposal. Apply.
- ② Deliver your online pitch.
- ③ You will be informed of the outcome of our review in or after the month following that in which you take part in online pitching.

- * Please configure your domain settings so that you can receive messages from “@ddcontact.jp”.

■ Documents that you are required to submit

● Presentation materials

Please download the basic proposal form and guidance “[Here](#)”. You will then create and submit your proposal in ppt or pptx format based on the form.

<Rules on preparing presentation materials>

- File names: Make sure that you include the name of the Co-Creation Challenge.
- File formats: ppt or pptx format only
- Please review our Privacy Policy (<https://www.expo2025.or.jp/privacy/>) to ensure that your materials do not contain information unnecessary to your presentation.
- Please make sure that your files are encrypted when you upload them. When encrypting your files, please do so by the method of setting a password so that the person who receives your encrypted files can decrypt and view them without decryption software by entering the password. For further information, please check the instructions for your encryption software.

■ Decision and announcement of hosting slots

- ① Submit your proposal
- ② Deliver your online pitch

You will be asked to deliver online pitch held in the month after you apply.

<Participation dates and times>

Please select the day that suits you on the form.

The third Tuesday of each month One hour between 13:00 and 16:00 (JST)

Or

The third Wednesday of each month One hour between 13:00 and 16:00 (JST)

- Presentation time 3 minutes
- We will let you know the precise time at which you will take part early in the month following your application.
- ③ Notification of the outcome of the review
 - We will inform you of the outcome of our review and provide you with a tentative decision in the month after you take part in online pitching.
 - Co-Creation Challenges cannot be exhibited or presented at the Expo Site unless they have been through the review.
 - * Final review is scheduled for around November 2024.
- ④ Final application
 - Once you have been through the review, we will guide you as to how to submit the form for your final application.
 - When you have made your final application, the Association will send you an invoice. Please pay the participation fee into the nominated bank account by the due date. Your final application will be complete when we have confirmed receipt of your payment.

■ Immigration procedures for this exhibition

- Participants will conduct the immigration procedures for entry into Japan at their own risk, and the Organizer will have no liability for any procedures or costs concerned with immigration. The Organizer will not return any participation fees if you terminate this Participation Contract because you are unable to attend the Expo Site for whatsoever reason.

■ Voiding and cancellation of an application

- We will void applications for which there is no response to communications and requests from the Association (including the Secretariat) in a set period of time.
- Please contact the Secretariat by e-mail (expo25_fle_tep_w@ddcontact.jp) if your application is cancelled. We will confirmed your identity as the applicant before dealing with the cancellation.

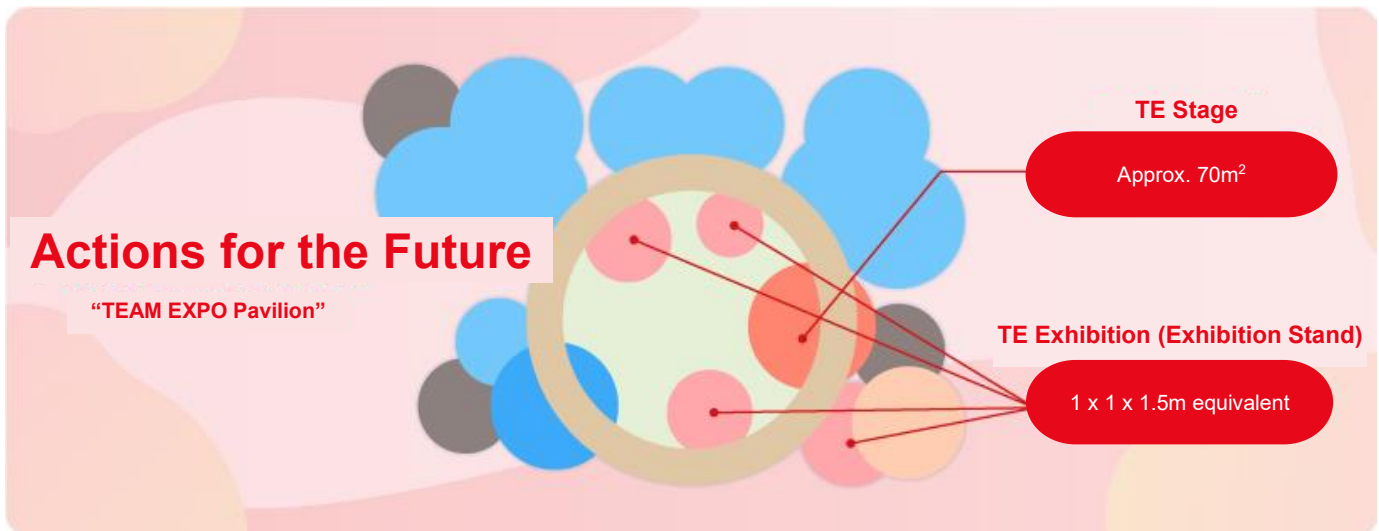


5. Presentation at the stage & exhibition (Co-Creation Partners) “TEAM EXPO Pavilion”

(1) Content

You will invite between three and six teams representing Co-Creation Challenges supported by your Co-Creation Partners to your “Presentation at the stage & exhibition”. The Co-Creation Partners that you invite will also have the opportunity to present for 30 minutes (including preparation and removal) on topics such as their reasons for giving their supporting and their efforts from this point forward.

- * Each team will have a fixed presentation slot. We are unable to accommodate individual scheduling requests. If you are looking to use the stage as part of an individual schedule, please consider deploying the “Stage use (Co-Creation Challenges)in the ‘TEAM EXPO Pavilion’ (‘TE stages’)” or “Stage use in the ‘Future Life Experience’”.



Presentation at the stage & exhibition (1 slot/day)

Booth exhibition: 1 day (carry in and out on the day)

- * We expect the exhibition booths to be around 1.0 x 1.0 x 1.5m
- * As a rule, a docent must be stationed at the booth at all times.



Presentation at the stage: 30 minutes (including change-over)

- * Stages are approx. 70m² with integrated audience seating



- * These images are intended to provide a sense of what the stages and exhibitions will be like when set up, which may differ significantly from the way they are presented here.
- * An MC will be arranged by the Association to manage the proceedings
- * The schedule is subject to change.

<Themes for which applications are invited>

We will be setting themes that change daily based on the theme areas under the Theme Weeks below.

- * As a general rule, we will set theme areas that are relevant to a particular Theme Week and the surrounding agenda. Please be aware that although, as a general rule, we will set theme areas that are relevant to a particular Theme Week and the surrounding agenda, you may be asked to present or exhibit outside the period set for your theme if there is a large number of applicants.
 - Co-Creating Cultures for the Future:
Traditional performing arts, historical heritage, local community revitalisation, tourism, culture and art, ethnic minority groups, Cool Japan, manga and anime, e-sports, etc.
 - The Future of Community and Mobility:
Smart cities, digital garden cities, disaster prevention and reconstruction, metaverse, space, robots, EV & FCV, self-driving, flying cars, cyber security, MaaS, etc.
 - Necessities of Life: Food, Clothing and Shelter:
Food loss, food tech, food education, food culture, smart agriculture and forestry and fisheries industry, etc.
 - Health and Well-being:
Measures against infectious diseases, well-being, genomic medicine, regenerative medicine, cell therapy, PHR, healthy life expectancy, SBNR, safe water and toilets, etc.
 - Learning and Playing:
Lifelong learning, ETEC, intellectual property utilisation, remote education, youth independence, etc.
 - Peace, Human Security and Dignity: Hunger, poverty, inequality, human rights violations, child labor and forced labor, human trafficking, diversity and inclusion, LGBTQ, participation of persons with disabilities, migration, gender equality, etc.
 - The Future of the Earth and Biodiversity: Climate change, biodiversity, circular economy, renewable energy technology, Nature Positive, deforestation, marine pollution, woodland regeneration, etc.
 - SDGs + Beyond, Future Society for Life:
SDGs, post -SDGs, life, future society, Society 5.0, etc.
- <Presentation at the stage & exhibition

APRIL 2025														MAY 2025																															
13	14	15	16	17	18	19	20	21	22	23	24	25	26	27	28	29	30	1	2	3	4	5	6	7	8	9	10	11	12	13	14	15	16	17	18	19	20	21	22	23	24	25	26	27	28
S	M	T	W	T	F	S	S	M	T	W	T	F	S	S	M	T	W	T	F	S	S	M	T	W	T	F	S	S	M	T	W	T	F	S	S	M	T	W	T	F	S	S	M	T	W
												Co-creating Cultures for the Future												The Future of Community and Mobility																					
JUNE 2025														JULY 2025																															
29	30	31	1	2	3	4	5	6	7	8	9	10	11	12	13	14	15	16	17	18	19	20	21	22	23	24	25	26	27	28	29	30	1	2	3	4	5	6	7	8	9	10	11	12	13
T	F	S	S	M	T	W	T	F	S	S	M	T	W	T	F	S	S	M	T	W	T	F	S	S	M	T	W	T	F	S	S	M	T	W	T	F	S	S	M	T	W	T	F	S	S
												Necessities of Life : Food, Clothing and Shelter												Health and Well-being																					
AUGUST 2025																																													
14	15	16	17	18	19	20	21	22	23	24	25	26	27	28	29	30	31	1	2	3	4	5	6	7	8	9	10	11	12	13	14	15	16	17	18	19	20	21	22	23	24	25	26	27	28
M	T	W	T	F	S	S	M	T	W	T	F	S	S	M	T	W	T	F	S	S	M	T	W	T	F	S	S	M	T	W	T	F	S	S	M	T	W	T	F	S	S	M	T	W	T
												Learning and Playing												Peace, Human Security and Dignity																					
SEPTEMBER 2025														OCTOBER 2025																															
29	30	31	1	2	3	4	5	6	7	8	9	10	11	12	13	14	15	16	17	18	19	20	21	22	23	24	25	26	27	28	29	30	1	2	3	4	5	6	7	8	9	10	11	12	13
F	S	S	M	T	W	T	F	S	S	M	T	W	T	F	S	S	M	T	W	T	F	S	S	M	T	W	T	F	S	S	M	T	W	T	F	S	S	M	T	W	T	F	S	S	M
												The Future of Earth and Biodiversity												SDGs+Beyond Future Society for Life																					

(2) Support provided

- We will publish information about the presentations at the TE stage in the virtual content provided by the Association (including contractors).
 - * The publication method will be considered at a later date
- The Association (including contractors) will conduct the planning, operation, and promotion of this area as a whole.
 - * Including an MC for the TE Stage.
- The Association (including contractors) will prepare the basic interior design, decoration, equipment, and so forth.
 - * We are unable to accommodate individual requests.
- Separate rules are provided regarding exhibits.

Please prepare according to the Participant Manual, which we will be distributing at a later date.

(3) Applying

- Call for applications period (call for overseas applications)

From Wednesday, June 19, 2024 to Sunday, December 15, 2024
- Open to
Organizations that have registered a Co-Creation Partner
 - * Please register the names of the Co-Creation Challenges that you are going to invite when you apply. If names of your Co-Creation Challenges are undecided at the time you put in your application, please decide and request them no later than the main application.
 - * You are required to submit documentation for all of your Co-Creation Partners and the Co-Creation Challenges that you are inviting.
 - * When you apply to participate, you are required to register for the “TEAM EXPO 2025” Programme / Co-Creation Challenges. Information on how to register can be found at the following URL.
<https://team-en.expo2025.or.jp/en/apply>
 - * Co-Creation Challenges cannot be accepted until you have submitted your application. When requesting a Co-Creation Challenge, please ensure that you have completed your application to register it first.
- Costs required for participation
Participation fee: ¥880,000/slot (including tax)
Co-Creation Partners + Co-Creation Challenges: 3 teams (2 stage hours & 3 exhibition booth slots) ¥880,000 (including tax)

Co-Creation Partners + Co-Creation Challenges: 4 teams (2.5 stage hours & 4 exhibition booth slots) ¥1,100,000 (including tax)

Co-Creation Partners + Co-Creation Challenges: 5 teams (3 stage hours & 5 exhibition booth slots) ¥1,320,000 (including tax)

Co-Creation Partners + Co-Creation Challenges: 6 teams (3.5 stage hours & 6 exhibition booth slots) ¥1,540,000 (including tax)

- * 1 stage slot for Co-Creation Partners. 1 stage slot + 1 exhibition booth slot per Co-Creation Challenge.
- * The participation fee includes Participant IDs (Co-Creation Challenges 5ID per team). (A Participant ID does not give you entry to other Pavilions).
- * Payment is accepted in yen only, and currency exchange costs are to be paid by the Participant.
- * The Participation fee does not include the cost of travel, accommodation, and so forth.
- * Participants are asked to cover costs connected to transportation, carry in and carry out, exhibition, live demonstration, and removal of exhibits, and other activities by Participants on their own account.

■ Application procedure

To apply, please first fill out the necessary particulars in the form below.

[Co-Creation Partners: Presentation at the stage & Booth exhibition Entry form](#)

- ① Complete the form. Upload your proposal. Apply.
- ② Deliver your online pitch.
- ③ You will be informed of the outcome of our review in or after the month following that in which you take part in online pitching.

* You are required to submit documentation and give a online pitch for all of the Co-Creation Challenges that you register, as well as for your Co-Creation Partners.

As a general rule, you are asked to arrange for representatives of all of your Co-Creation Partners and registered Co-Creation Challenges to be able take part in the online pitch.

- * Please configure your domain settings so that you can receive messages from “@ddcontact.jp”.

■ Documents that you are required to submit

● Presentation materials

Please download the basic proposal form and guidance “[Here](#)”. You will then create and submit your proposal in ppt or pptx format based on the form.

<Rules on preparing presentation materials>

- File names: Make sure that you include the name of the Co-Creation Challenge.
- File formats: ppt or pptx format only
- Please review our Privacy Policy (<https://www.expo2025.or.jp/privacy/>) to ensure that your materials do not contain information unnecessary to your presentation.

- Please make sure that your files are encrypted when you upload them. When encrypting your files, please do so by the method of setting a password so that the person who receives your encrypted files can decrypt and view them without decryption software by entering the password. For further information, please check the instructions for your encryption software.

■ Decision and announcement of hosting slots

① Submit your proposal

② Deliver your online pitch

You will be asked to deliver online pitch held in the month after you apply.

<Participation dates and times>

Please select the day that suits you on the form.

The third Tuesday of each month One hour between 13:00 and 16:00 (JST)

Or

The third Wednesday of each month One hour between 13:00 and 16:00 (JST)

- Presentation time 3 minutes

- We will let you know the precise time at which you will take part early in the month following your application.

③ Notification of the outcome of the review

- We will inform you of the outcome of our review and provide you with a tentative decision in the month after you take part in online pitching.

- Co-Creation Challenges cannot be exhibited or presented at the Expo Site unless they have been through the review.

- * Final review is scheduled for around November 2024.

④ Final application

- Once you have been through the review, we will guide you as to how to submit the form for your final application.

- When you have made your final application, the Association will send you an invoice. Please pay the participation fee into the nominated bank account by the due date. Your final application will be complete when we have confirmed receipt of your payment.

■ Immigration procedures for this exhibition

- Participants will conduct the immigration procedures for entry into Japan at their own risk, and the Organizer will have no liability for any procedures or costs concerned with immigration. The Organizer will not return any participation fees if you terminate this Participation Contract because you are unable to attend the Expo Site for whatsoever reason.

■ Voiding and cancellation of an application

- We will void applications for which there is no response to communications and requests from the Association (including the Secretariat) in a set period of time.
- Please contact the Secretariat by e-mail if your application is cancelled. We will confirmed your identity as the applicant before dealing with the cancellation.

◆ Helpful information about exhibitions and presentations

1. Compliance

As the design of the Expo Site facilities is not yet complete, we are currently unable to inform you of particulars such as the floor loads, total electric power capacity, and ceiling heights. Please comply with the Exhibition Participation Rules to be published at a later date.

- * Information has been published for the particulars that have been decided so far
- * Items will be added to the list as the details are decided.
- * The permissibility of the following two activities is:
 - ✓ Commercial and selling activities → Not permitted
 - ✓ Sampling of food and drink → Permitted

2. Rules, Privacy Policy, and Confidentiality Declaration

Please check the Entry Rules, Privacy Policy, and Confidentiality Declaration to make sure that you agree with them before you apply.

3. Guidelines

You are asked to ensure that you comply with the various guidelines published by the Association (including those published at a later date).

[Examples of already published guidelines]

- ✓ Event Guidelines
- ✓ Universal Service Guidelines
- ✓ Multilingual Guidelines
- ✓ Health and Hygiene Guidelines
- ✓ Commercial Activity Guidelines
- ✓ Noise, Vibration, and Odor Guidelines
- ✓ Security and Inspection Guidelines
- ✓ Information Security Guidelines

4. Decoration Rules

As the design of the Expo Site facilities is not yet complete, we are currently unable to inform you of particulars such as the floor loads, total electric power capacity, and ceiling heights. Please comply with the Decoration Rules to be published at a later date.

5. Decoration and Equipment

As the design of the Expo Site facilities is not yet complete, we are currently unable to inform you of particulars such as the floor loads, total electric power capacity, and ceiling heights. Please refer to the Decoration and Equipment Request Form to be made available at a later date when you apply.

6. Carrying in and out

As the design of the Expo Site facilities is not yet complete, we are currently unable to inform you of particulars such as the floor loads, total electric power capacity, and ceiling heights. Ensure that you comply with the Carry-In and -Out Rules to be published at a later date when you submit your Carry-In and -Out Request Form.

7. Expo Site standards

As the design of the Expo Site facilities is not yet complete, we are currently unable to inform you of particulars such as the floor loads, total electric power capacity, ceiling heights, exhibition lots, interior design, overall audience seating numbers, stage areas, screens, projectors, audio equipment, anterooms, and reception spaces. We will inform you of these particulars as the design is completed.

8. Inquiries and contact

FLE and “TEAM EXPO Pavilion” Reception Office, Expo 2025 Osaka, Kansai, Japan

E-mail: expo25_fle_tep_w@ddcontact.jp

Opening times: Weekdays from 9:00 to 17:00 (Japan time)

- * Excluding the year end and new-year holidays period (12/28 to 1/5)
- * Reception times and national holidays are based on Japanese standards.
- * The above is a contact point for inquiries about “TEAM EXPO Pavilion” and “TEAM EXPO 2025 MEETING”. We are unable to respond to inquiries about other topics.
- * Please configure your domain settings so that you can receive messages from “@ddcontact.jp”.
- * We are able to accept inquiries by e-mail only.
- * On receiving your inquiry, we will check the information that you are requesting and respond within 14 working days.

It may take us longer to respond to your inquiry depending on the information that you are requesting.

Revision history

Date	Revised Pages	Revisions
July 18, 2024	P.4, P.9	Added description regarding the exhibition booth for the "TEAM EXPO Pavilion" stage presentation and exhibition.
October 29, 2024	P.11, P.17, P.23, P.30 P.35	Added descriptions regarding the deadline for applications for the "TEAM EXPO Pavilion". The Reception Office's year-end and New Year holidays have been updated.